



Preparing today's students  
for tomorrow's world.

January 9, 2026

Dear Parents and Community Members:

We are pleased to present you with the Annual Education Report (AER) which provides key information on the 2024-2025 educational progress for the Monroe County Educational Center. The AER addresses the complex reporting information required by federal and state laws. The school's report contains information about student assessment, accountability, and teacher quality. If you have any questions about the AER, please contact our building administration for assistance.

For the 2024-2025 school year, schools were identified using definitions and labels as required in the Every Student Succeeds Act (ESSA). A Targeted Support and Improvement (TSI) school is one that has at least one underperforming student subgroup. An Additional Targeted Support (ATS) school is one that has a student subgroup performing at the same level as the lowest 5% of all schools in the state. A Comprehensive Support and Improvement (CSI) school is one whose performance is in the lowest 5% of all schools in the state or has a graduation rate at or below 67%. Some schools are not identified with any of these labels. In these cases, no label is given.



Our school report shows the following results:

<b>School Name</b>	<b>Status Label</b>	<b>Key Initiative to Accelerate Achievement</b>
Monroe County Educational Center	Universal Supports	This school is identified for Universal Support because its performance was above the criteria used to identify the other support categories.

When reviewing the AER, it is important to note that these reports contain the following information:

### **Student Assessment Data**

Includes the following three assessments: M-STEP (Michigan Student Test of Educational Progress), MI-Access (Alternate Assessment), and College Board SAT. Present assessment information for English language arts and mathematics for grades 3 to 8 and 11, and science for grades 4, 7, and 11, compared to state averages for all students as well as subgroups of students. The report helps users to understand achievement performance within grades and schools, and to make comparisons to district, state, and national achievement benchmarks.

It is important to note that all students at the Educational Center in grades 3-8 and 11 are assessed using the MI Assess Assessment as all students qualify as individuals who qualify as eligible to take an alternate assessment at this time.

### **Accountability – Detail Data and Status**

The accountability portion of the AER includes assessment proficiency and participation rates, graduation and attendance rates, as well as accountability index values showing school performance on a 0-100 scale.

### **Teacher Effectiveness Data**

- Identifies the effectiveness rating of educators in our programs.

### **NAEP Data (National Assessment of Educational Progress)**

- Provides state results of the national assessment in mathematics and reading every other year in grades 4 and 8



## **Civil Rights Data**

- Provides information on school quality, climate and safety

In addition to this information in the report it is also important to note other factors that may impact student growth and achievement. These areas include a key challenge as identified below.

### **Key Challenge:**

A key challenge for our school is overcoming the limitations in communication that many of our students struggle with. Many students at the Educational Center have limited or no verbal communication skills. Students who have communication impairments utilize visual picture cards, assistive technology, sign language, gestures, and eye gaze to communicate wants, needs, and academic knowledge. While students may fully comprehend a subject, they have difficulties communicating learned knowledge during testing situations. A focus on communication training in an effort to support all staff in modeling and supporting students in gaining independence in their communication skills is a central part of our work at the Educational Center.

### **Description and Placement:**

During the 2024-2025 school year, the Monroe County Educational Center served 129 students with Moderate to Severe Cognitive impairments, Severe Multiple Impairments, and Autism Spectrum Disorder. There was a team of 46 classroom staff and 19 ancillary, administrative, and secretarial staff members that supported the educational needs of the students.

The Educational Center is located in Monroe, MI. Students enrolled at the Educational Center come from all nine local school districts within Monroe County. Enrollment at the Monroe County Educational Center is determined by an IEP team decision. The team must determine that the student requires the support and services of a center-based school in order to access a Free and Appropriate Public Education (FAPE).



## **Educational Center Curriculum:**

The Monroe County Educational Center uses the Essential Elements for the State of Michigan as the guiding framework for instruction. The school uses curriculum aligned with the Essential Elements along with monthly claims and targets as the scope and sequence for teaching to ensure all students have access to the grade level state standards at their instructional level.

Our educational team has also been trained in literacy interventions for learners with complex learning and communication needs to ensure we maximize student growth in emergent literacy skills.

## **School Improvement:**

The primary focus of the Educational Center's School Improvement Plan is to support academic growth for our students in the areas of ELA and Math. Student growth that drives the school improvement goals is measured by the annual administration of the Educational Center Student Assessments. These assessments are aligned with Michigan's state standards, known as the Essential Elements, and are used to measure growth and predict student achievement on the MI-Access assessment.

## **Student Growth Data:**

Student assessment and accountability data for the 2024-2025 school year are included in the data description below.

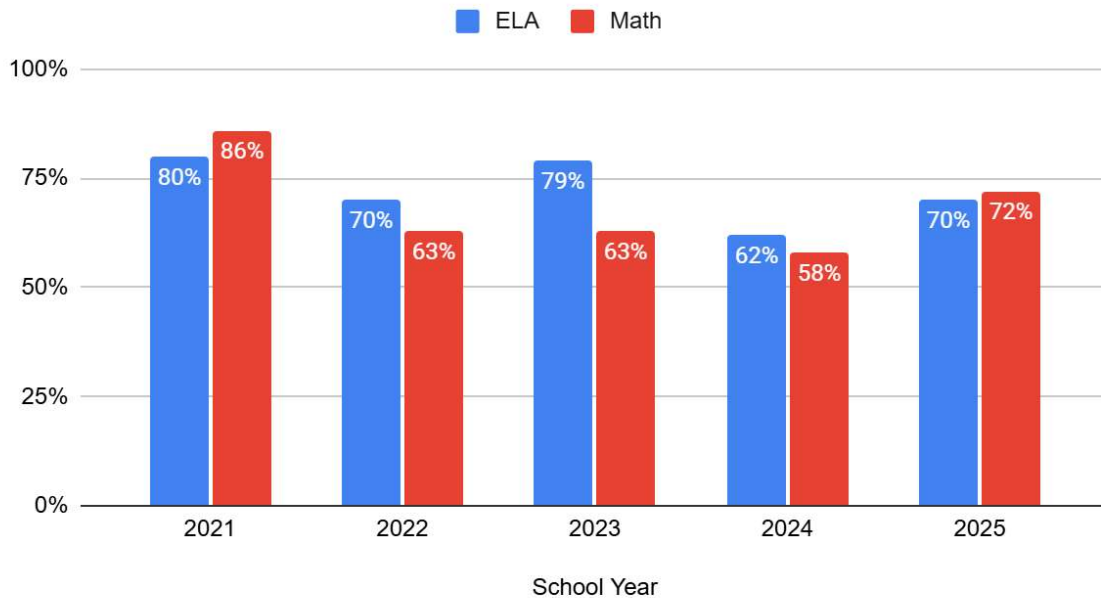
The chart below shows trends for the number of students proficient on the Mi-Access Assessment over the course of the past five school years. In the 2024/2025 school year, 43 students in grades 3-8, and 11 were tested using the MI-Access Assessment.

The MI-Access is broken into three levels of difficulty; Functional Independence, Supported Independence, and Participation. The appropriate level of testing is determined by each individual student's IEP team.

During the 2025 testing window, 2 students were assessed using the Functional Independence Assessment, 21 students were assessed using the Supported Independence Assessment, and 20 students were assessed using the Participation Assessment.

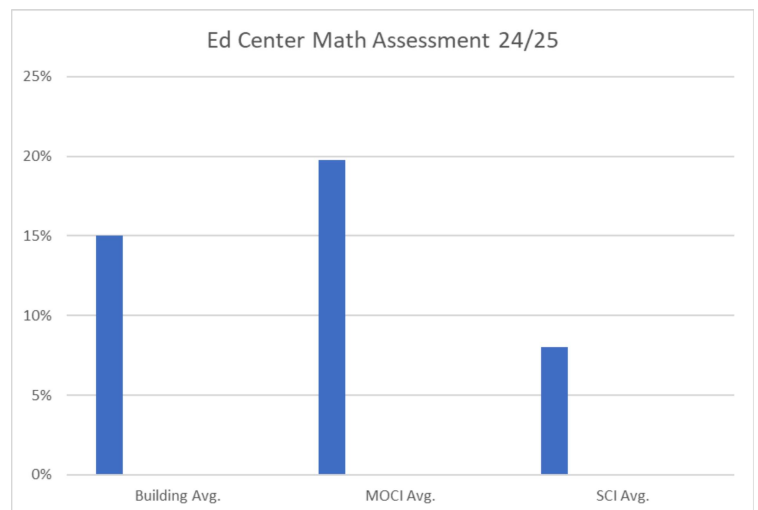
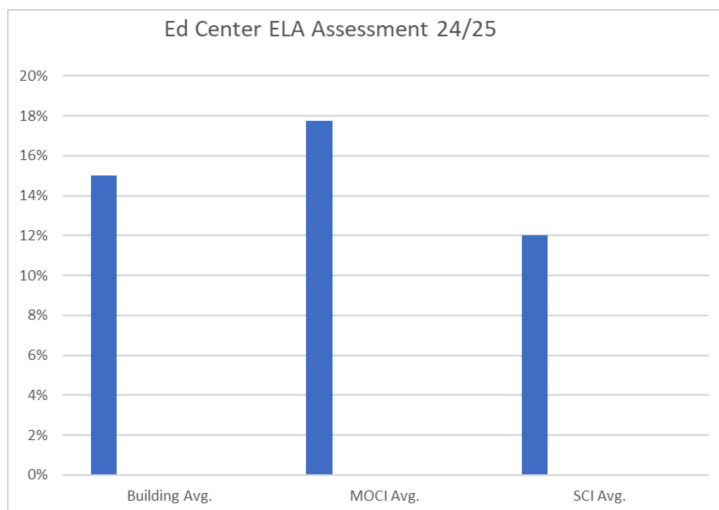


## Student Proficiency on MI Access



Based on the data shown above, student proficiency increased from the 2023/2024 school year to the 2024/2025 school year.

In addition to this data, the charts below show a comparison of student growth for MOCI and SCI programs in English/Language Arts and Mathematics during the 2024-2025 school year. The Educational Center Student Assessment was designed by staff from the Educational Center and is continually reviewed for effectiveness each year. The assessments were updated prior to the start of the 2024-2025 school year to ensure continued alignment with Michigan's Essential Elements and to increase accessibility for students.



Based on the data above, we have met the school improvement goals set for the 2024-2025 school year. We continue to focus our targeted areas for improvement on increasing scores in both Mathematics and ELA through our daily instructional practices.

**School Improvement Goals for the 2024/2025 school year were as follows:**

By May 2025, the average score on the Math Assessment Kit will increase by at least 5% for students in the SCI program, as measured by the Educational Center Student Assessment Kit.

By May 2025, the average score on the Math Assessment Kit will increase by at least 10% for students in the MOCI program, as measured by the Educational Center Student Assessment Kit.

By May 2025, the average score on the ELA Assessment Kit will increase by at least 5% for students in the SCI program, as measured by the Educational Center Student Assessment Kit.

By May 2025, the average score on the ELA Literacy Assessment will increase by at least 10% for students in the MOCI program, as measured by the Educational Center Student Assessment Kit.

**Post-Secondary Transition Program Enrollment:**

The Monroe County Educational Center also works in partnership with the Transition Center. During the 2024-2025 School Year there were 63 students enrolled at the Monroe County Transition Center.

The students and staff at the Monroe County Educational Center look forward to continuous improvement and student growth in the upcoming school year.

Sincerely,

Sarah Yu, Principal

